



SYSTEM CARE

# HYDRO DRY

## WATER REMOVAL ELEMENTS



The hydro-dry filter elements remove up to 80% of the free water present in the oil.

The hydro-dry elements use the WR filter media, working by absorption and ensuring a high water retention capacity.

To get the maximum water removal efficiency the hydro-dry elements must be used at constant flow rate and low and constant pressure, i.e. the ideal use is in a off-line filter or in a filtration trolley.

The hydro-dry elements remove also the solid contamination ( $\beta_{21(c)} > 1.000$ ), but we recommend that the main part of solid contamination is removed upstream by a dedicated return filter.

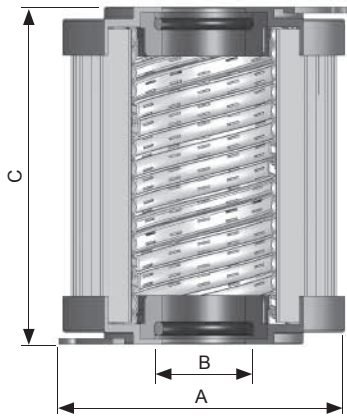
The hydro-dry elements are available in standard dimensions, to fit standard filter housings.

A clogging indicator set at 130 kPa (1,3 bar) on the filter housing is recommended for proper replacement of the clogged element.



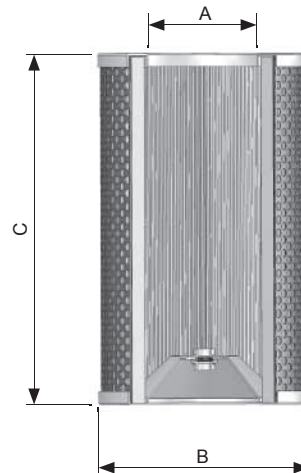
## Hydro-dry elements - ERD series

Fit the RD series filter housings.



## Hydro-dry elements - ERF series

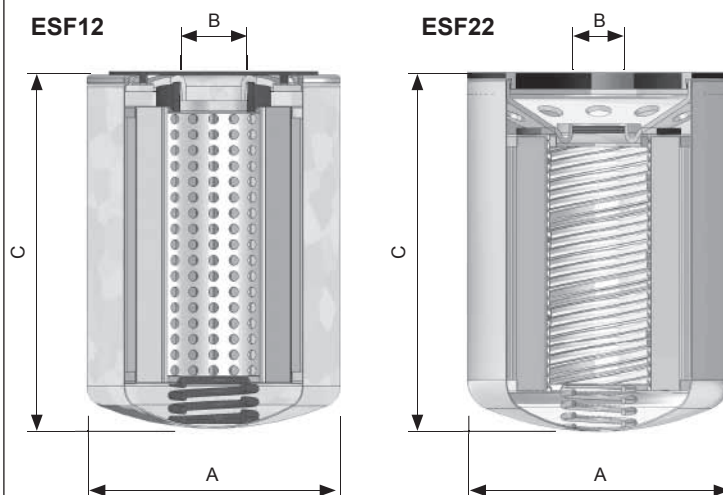
Fit the OF series filter housings and the UOW filtration unit.



### FILTER ELEMENT

	H <sub>2</sub> O retention capacity (ml)		Recommended max flow rate (l/min)	A	B	C
	with oil 30 cSt	with oil 98 cSt				
ERD31NWR	60	45	8	70	34	130
ERD41NWR	240	170	20	99	51	211
ERD51NWR	500	350	35	130	74	251
ERD61NWR	1000	750	90	130	74/85	500
ERF24NWR	600	440	60	72	106	465
ERF34NWR	800	580	80	92	126	480

### SPIN-ON Cartridge



The filter element used in ESF\*\*NWR is made with the same filter media of all the other Hydro-dry filter elements.

ESF\*\*NWR fit the standard spin-on head.



### SPIN-ON CARTRIDGE

	H <sub>2</sub> O retention capacity (ml)		Recommended max flow rate (l/min)	A	B	C
	with oil 30 cSt	with oil 98 cSt				
ESF12NWR	240	170	20	96,5	1" - 12 UN	191
ESF22NWR	500	350	35	129	1" 1/2 - 16 UN	270



Is this datasheet the latest release? Please check on our website.